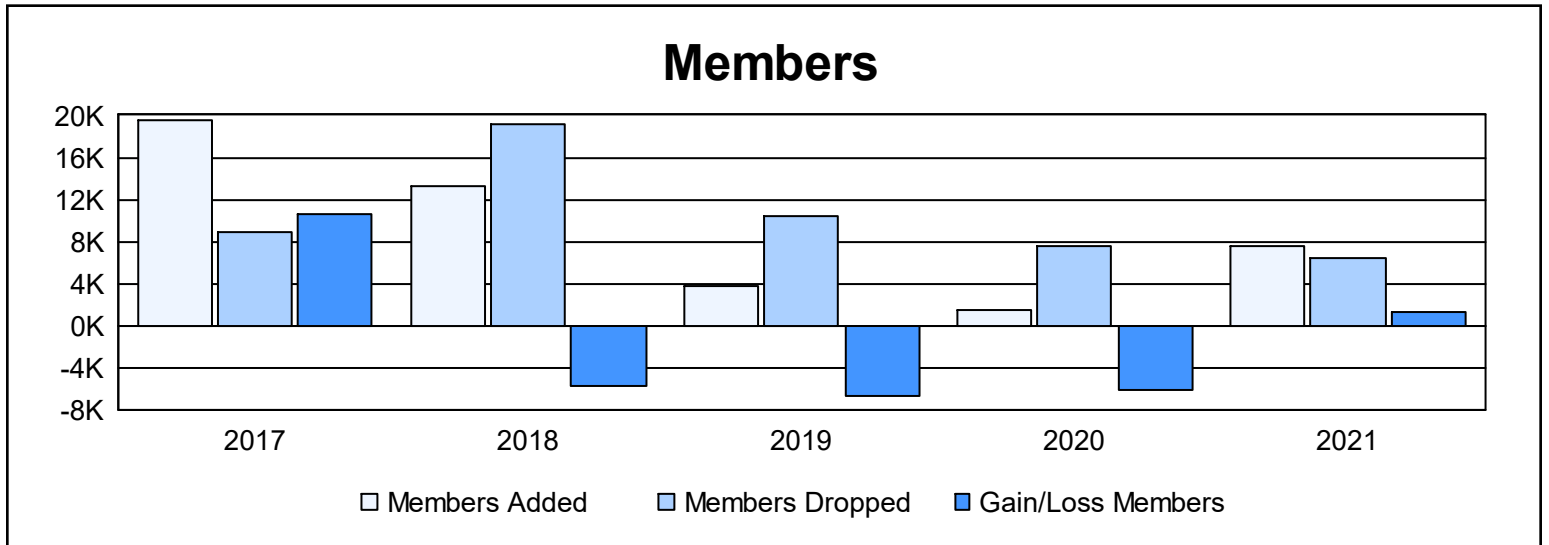
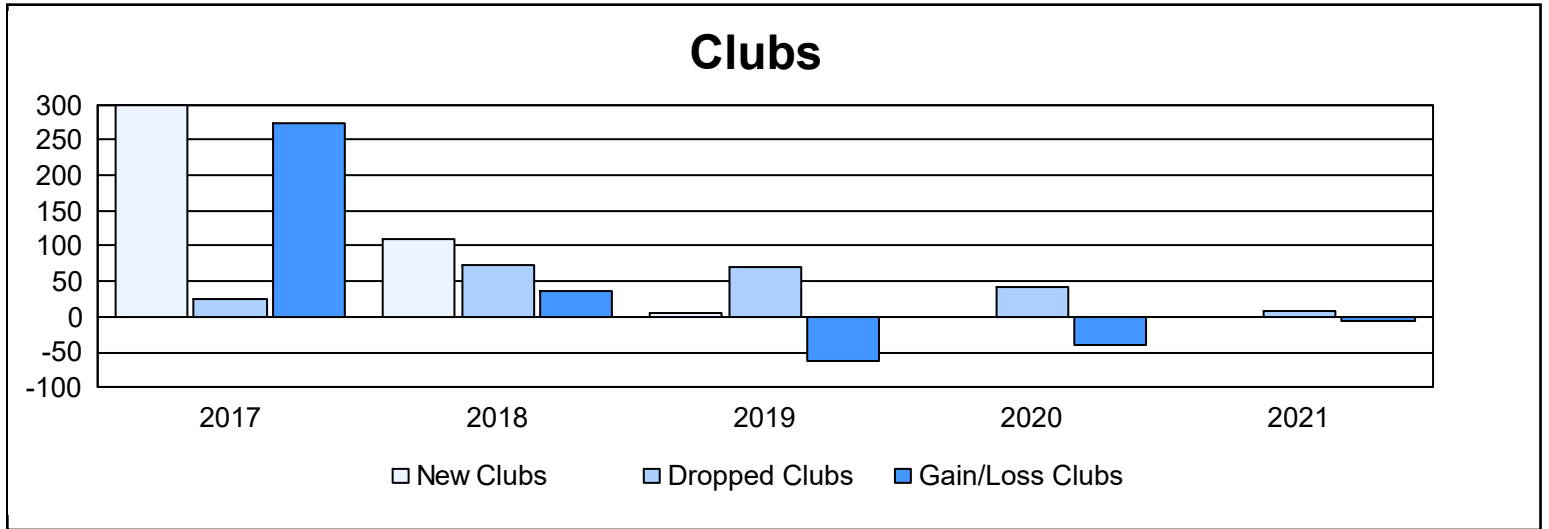
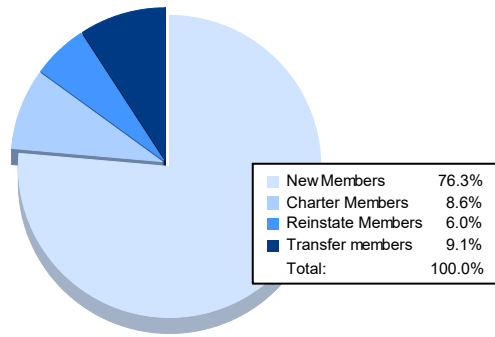


Year	New Clubs	Dropped Clubs	Gain/ Loss Clubs	New Members	Charter Members	Reinstate Members	Transfer Members	Total Member Added	Total Members Dropped	Gain/ Loss Members
2016-2017	299	26	273	8,707	10,155	403	314	19,579	8,954	10,625
2017-2018	110	73	37	7,296	4,870	751	377	13,294	19,061	-5,767
2018-2019	6	69	-63	2,165	912	281	415	3,773	10,400	-6,627
2019-2020	0	41	-41	83	578	340	380	1,381	7,486	-6,105
2020-2021	0	7	-7	5,778	648	451	692	7,569	6,340	1,229
<b>Average</b>	<b>83</b>	<b>43</b>	<b>40</b>	<b>4,806</b>	<b>3,433</b>	<b>445</b>	<b>436</b>	<b>9,119</b>	<b>10,448</b>	<b>-1,329</b>



### Membership Composition June 2021 Cumulative



### Gender Composition June 2021 Cumulative

